



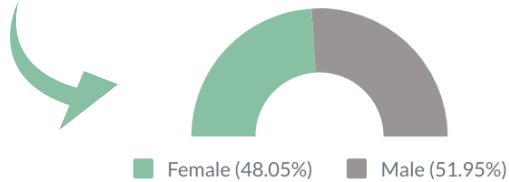
COVID-19 Vaccine Registration & Distribution 2021 Overview

*The following data reports on the **COVID-19 vaccinations and booster shots administered** by AALV in 2021 in collaboration with the Vermont Department of Health*

Funding for this project provided by the VT Department of Health

2,606

Individuals received *at least* their first dose of the vaccine, including:

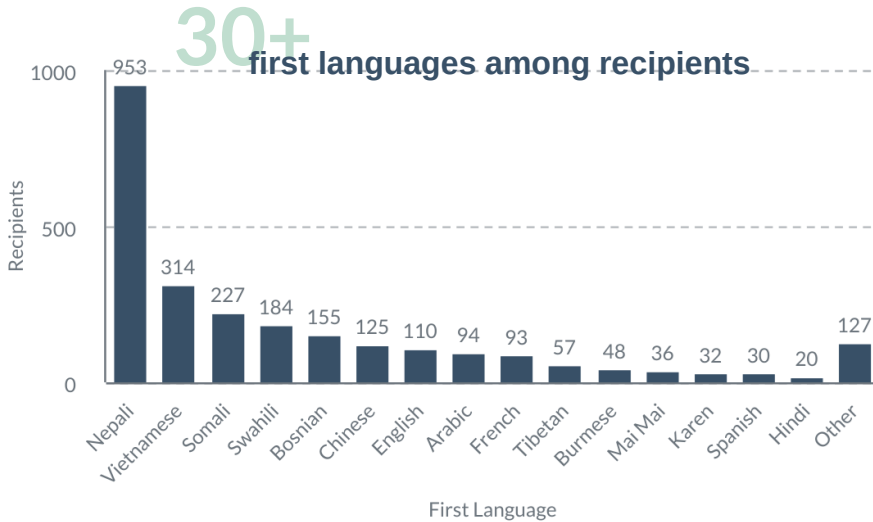


+ **104 caregivers** working with UVMCC, along with **153** of their family members

🏠 **840+ households** among the refugee and immigrant community

★ **97%** of individuals have already received their 2nd dose

➡ **1,313** individuals also received their booster



The five largest groups speak Nepali, Vietnamese, Somali, Swahili & Bosnian.

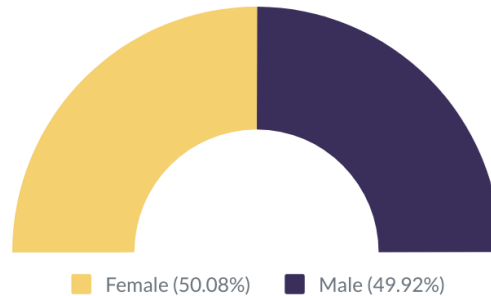


* "Other" refers to languages that fewer than 10 individuals listed as their first language.

1,313

Individuals have already received their booster shot

Sex Breakdown of Booster Recipients



18

First languages among recipients

The five largest groups to receive their booster shots thus far speak Nepali, Vietnamese, English, Arabic & Bosnian.

51%
speak Nepali

13%
speak Vietnamese

5%
speak Arabic

7%
speak English

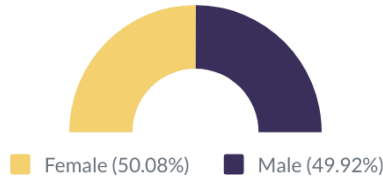
5%
speak Bosnian

Booster Shots

1,313

Individuals have already received their booster shot

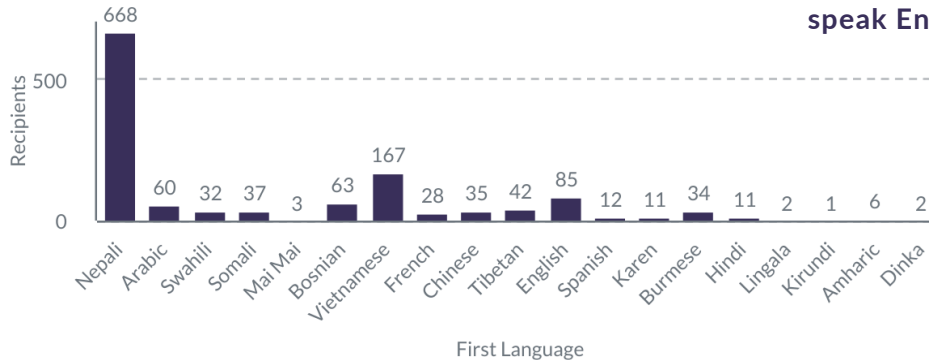
Sex Breakdown of Booster Recipients



18

First languages among recipients

The five largest groups to receive their booster shots thus far speak Nepali, Vietnamese, English, Arabic & Bosnian.



51%
speak Nepali

13%
speak Vietnamese

7%
speak English

5%
speak Arabic

5%
speak Bosnian

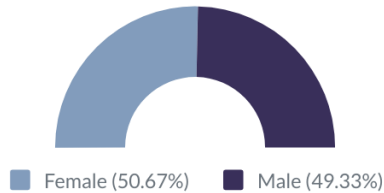
* First language data is missing for 14 individuals.

Pediatric Recipients

243

Children ages 11-16 have received *at least* their 1st dose of the vaccine

Sex Breakdown of Pediatric Recipients



76%

Have already received their 2nd dose

13

First languages among recipients

The five largest pediatric groups to receive their first dose thus far speak Nepali, Somali, English, Vietnamese, & Arabic.

34%

Speak Nepali

16%

Speak Somali

9%

Speak Vietnamese

7%

Speak Arabic

13%

Speak English

